

GREEN STAR SHADE

GREEN LINE with fine leaves

Trees, shrubs and buildings create shaded areas that vary continuously throughout the day. When parts of your garden are both sunny and shady, a versatile seed mix like Green Star Shade can help you achieve exceptional results in both conditions.



CHARACTERISTICS

- Excellent for spring and summer planting
- Very tolerant of shade
- Greater resistance to diseases
- Low nutrient requirements
- Fine and dense turf

Seeding rate

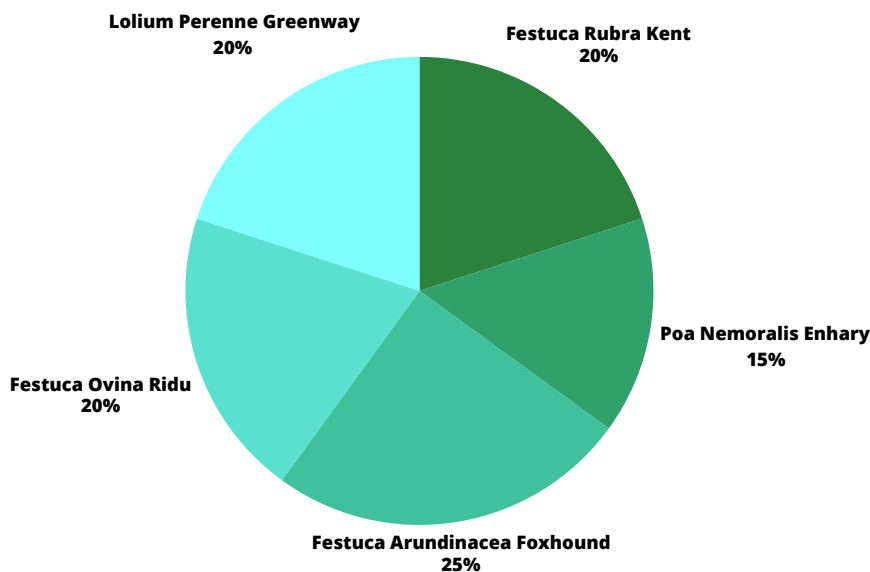
40 gr/mq

Cut height

4/5 cm

Period

From March to October



Packaging Kg. 1

Packaging Kg. 3

Packaging Kg. 10



Lolium Perenne

- Very best wear tolerance
- Very high shoot density
- Fantastic persistency
- Very high rust resistance

Very Best Wear Tolerance

The very high shoot density combined with the very good recovery of Greenway makes it an obvious choice also for sports areas.

Especially the summer wear tolerance is extremely high.

Very High Shoot Density

In the official trials in France Greenway came out as one of the very best varieties with regards of shoot density. This was repeated in the STRI trials in UK.

Outstanding Rust Resistance

Rust attack is one of the severe diseases in perennial ryegrass, but do not worry - Greenway can beat it!

Technical

Specifications

- Perennial ryegrass
- The Natural Way for Greening Up
- Listed/recommended in EU DE DK FR TR UK

Ratings

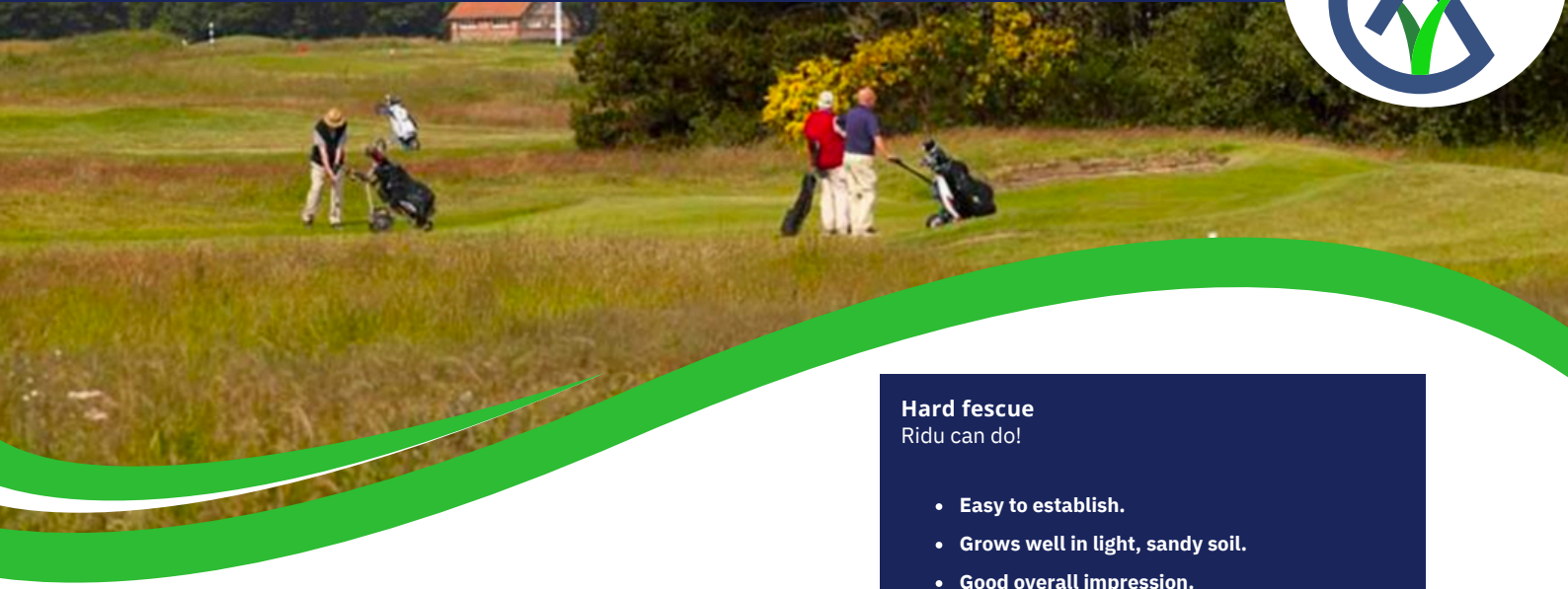
Scale 1-9, where 9 = best or most pronounced



DLF, Ny Oestergade 9, 4000 Roskilde, Denmark, Tel: +45 46 330 300, E-mail: dlf@dlf.com

Comagricola Green Europe S.R.L.

Via Ing. G. Caproni - 24036 Ponte San Pietro (BG) - Italia
Tel: +39 035 621747 - Fax: +39 035621947
www.comagricola.it - info@comagricola.it



Hard fescue

Ridu can do!

- Easy to establish.
- Grows well in light, sandy soil.
- Good overall impression.
- High winterhardiness and drought tolerance.

Ratings



Description

RIDU produces a dark blue/green fine leaved, low growing turf. It has a quick establishment and a medium-slow growth with an early greening up in spring.

Resistant and Tolerant

RIDU has a good resistance against diseases, a high salt tolerance and a high winterhardiness and drought tolerance. In addition, the shade tolerance is very high.

Use of RIDU

RIDU is recommended in mixtures for less intensive areas like roadsides, banks, and dunes, among others. However, RIDU can also play an important role in shade tolerant mixtures for ornamental purpose.

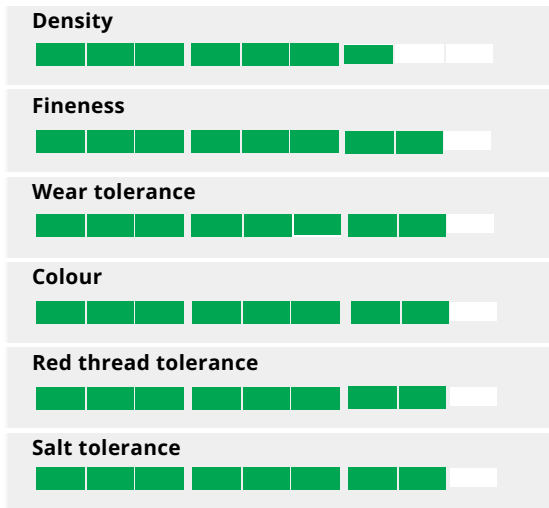


Tall fescue

A healthy sports type

- High wear tolerance
- Nice dark green color
- Disease infection what is that?
- Fine leaved

Ratings



Well prepared for a sports tackle

A nice high quality turf-type with dark green color. Foxhound delivers all you need in turf tall fescues. In NTEP trials as well as in French turf trials it showed high quality in criteria's like sport performance and wear tolerance.

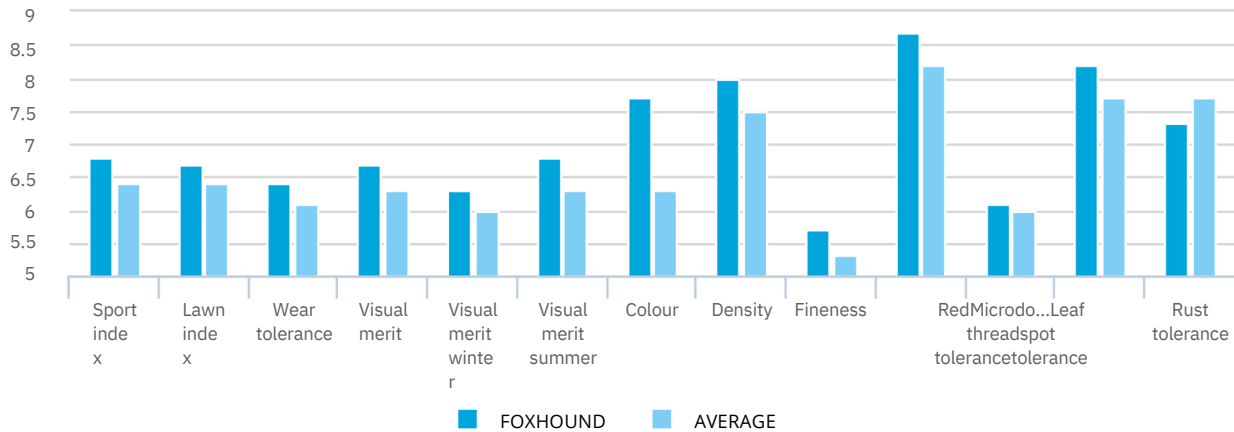
Always looks nice and vigorous

Outstanding is the infection resistance of Foxhound against all kinds of diseases like brown patch and Pythium or red thread. With high scores in several trials Foxhound staid healthy and took advantage of the nice summer and winter appearance.

Performance in France

Source: Geves 2017 (France)

Scale: 1-9, 9 = best/darkest



DLF, Ny Oestergade 9, 4000 Roskilde, Denmark, Tel: +45 46 330 300, E-mail: dlf@dlf.com

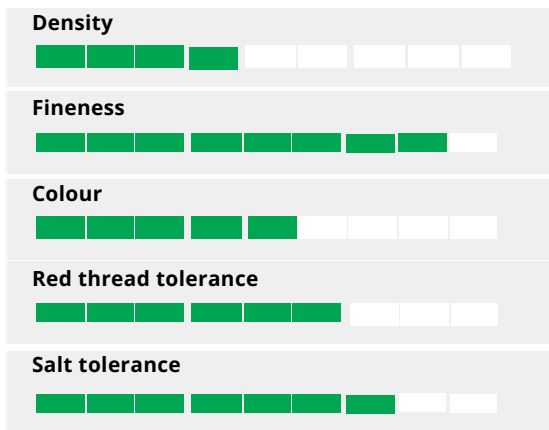


Strong creeping red fescue

Maximal Benefit!

- Medium green colour
- Very good disease resistance
- Stress tolerant
- Very nice overall appearance

Ratings



High stress tolerance

Highly stress tolerant variety with an intermediate ranking on RSM as well as on the STRI list.

The disease resistance of MAXIMA 1 is exceptionally good as the results from Bingly show. The figures from RSM underline the flexible use of MAXIMA 1.

It is as good in ornamental turf as in landscape. Thus this variety fits very well in different type of mixtures. You can rely on Maxima as the flexible variety.

Nice Appearance throughout the Whole Year

The general aspect of MAXIMA 1 is very stable over summer as well as in winter and rated good at BSA trials.

Data from UK

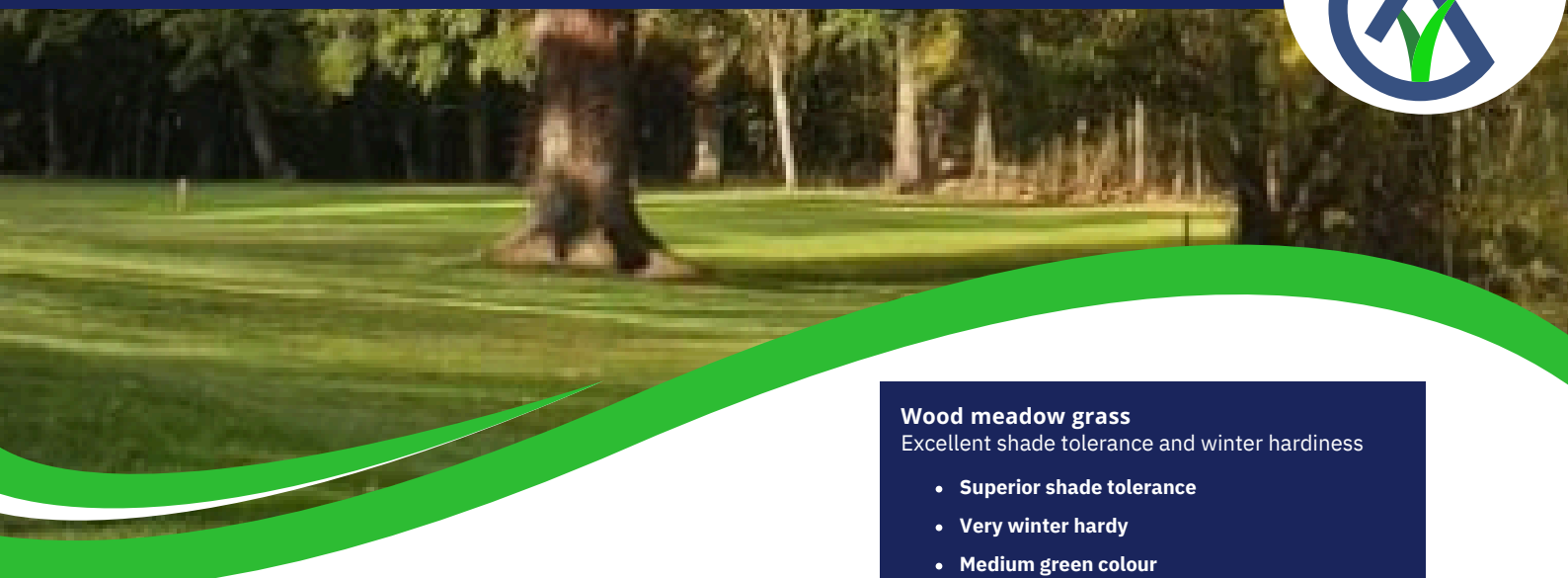
Source: STRI UK (Scores 1-9, 9 = best)

	Shoot density	Visual merit	Mean	Disease resistance
Maxima 1	4,7	4.5	4,6	6

RSM data

Source: BSA (Germany) - (1-9, 9 = best)

	Ornamental	Amenity	Landscape
Maxima 1	5	5	5

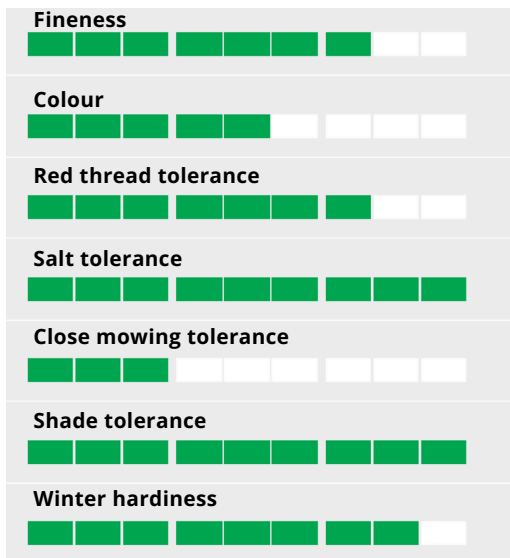


Wood meadow grass

Excellent shade tolerance and winter hardiness

- Superior shade tolerance
- Very winter hardy
- Medium green colour
- Fine-leaved

Ratings



Unique variety for a special segment: Shade!

ENHARY is one of the few varieties of wood meadow grass that can actually be grown for seed in a commercial way.

Characteristics

It is medium green in colour and fine to medium fine leaved in texture. Wood meadowgrass has excellent shade tolerance. It has a very good winter hardiness. This species does not withstand frequent mowing.

Recommended use

Mixtures for shade caused by trees, buildings etc. with no or infrequent mowing especially with fine fescues, bent grasses, perennial ryegrass and smooth stalked meadowgrass.

Characteristics

Feature	Levels
Establishment	3 - 4 weeks
Soil pH	5.5 - 8.0
Soil type	Most soil types
Seeding rate:	50-70 gr/m ² for shaded areas
Mowing height:	Down to 5,0 cm depending on the shade intensity
Mowing frequency	Nil to infrequent

DLF, Ny Oestergade 9, 4000 Roskilde, Denmark, Tel: +45 46 330 300, E-mail: dlf@dlf.com