

LANDSCAPE

Landscape is a grass seed mix specifically designed for creating green spaces in public areas or for low-cost greening projects without specific aesthetic requirements. It is ideal for covering large surfaces with a functional, attractive, and low-maintenance solution.

Ideal For:

- Public spaces such as parks, roadsides, roundabouts, and pathways.
- Low-cost greening of slopes, embankments, or uncultivated areas.
- Temporary green surfaces or areas with minimal aesthetic requirements.

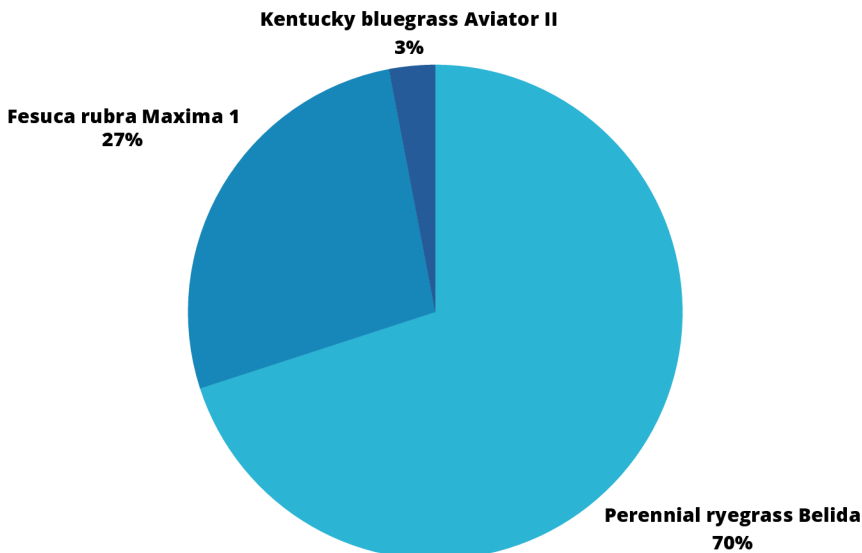
Landscape is a practical and economical solution for managing large green areas, providing functional and durable coverage without compromising on efficiency or ease of use.



MAIN FEATURES

- **Low Maintenance:** Requires minimal care, with good tolerance to limited irrigation and infrequent mowing.
- **Adaptability:** Thrives in moderately fertile soils, compact grounds, and areas exposed to full sun or partial shade.

Seeding rate	30 gr/mq
Cutting height	4/5 cm
Period	From February to November



Packaging Kg. 10



Perennial ryegrass

Convincing by Performance!

- **Excellent rust resistance**
- **STRI Listed for both Lawns and Sports**
- **Combines all the attributes for ornamental turf**
- **High shoot density**

Combining attributes

BELIDA combines all the attributes required of a grass for lawns, landscaping, turf and summer sports.

Very dense and fine leaved with slow regrowth

Producing a dense, fine leaved turf. Its slow regrowth requires less mowing and produces less clippings for disposal.

Use on sports pitches

BELIDA is also suitable for use on winter sports pitches where it makes an ideal partner for our high performance sports turf cultivars - Columbine, Chardin, Monroe & Berlioz.

Technical Specifications

- **Perennial ryegrass**
- **The all-rounder for Lawns, Sport and turf production**
- **Listed/recommended in EU NL UK**

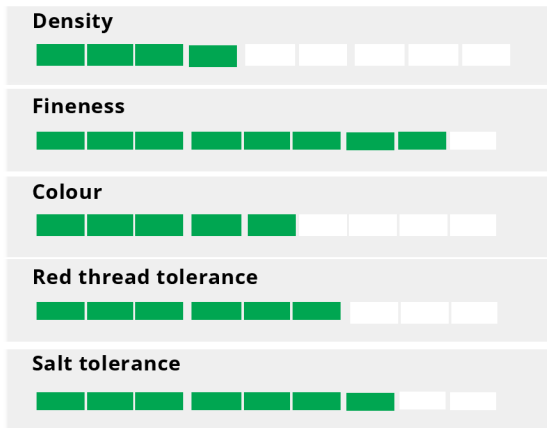


Strong creeping red fescue

Maximal Benefit!

- Medium green colour
- Very good disease resistance
- Stress tolerant
- Very nice overall appearance

Ratings



High stress tolerance

Highly stress tolerant variety with an intermediate ranking on RSM as well as on the STRI list.

The disease resistance of MAXIMA 1 is exceptionally good as the results from Bingly show. The figures from RSM underline the flexible use of MAXIMA 1.

It is as good in ornamental turf as in landscape. Thus this variety fits very well in different type of mixtures. You can rely on Maxima as the flexible variety.

Nice Appearance throughout the Whole Year

The general aspect of MAXIMA 1 is very stable over summer as well as in winter and rated good at BSA trials.

Data from UK

Source: STRI UK (Scores 1-9, 9 = best)

	Shoot density	Visual merit	Mean	Disease resistance
Maxima 1	4,7	4.5	4,6	6

RSM data

Source: BSA (Germany) - (1-9, 9 = best)

	Ornamental	Amenity	Landscape
Maxima 1	5	5	5



AVIATOR II Kentucky bluegrass is a new release from Columbia River Seed and Novel Ag. It brings improved turf quality with increased seed yield. **AVIATOR II** offers improved resistance to dollar spot and other diseases. This variety has competitive growth and has superior ability to repair itself. **AVIATOR II** also offers quick establishment, dark green color, early spring greenup and excellent seedling vigor.

AVIATOR II blends well with other Kentucky bluegrasses. It also mixes well with fine fescues and perennial ryegrass.

FACTS:

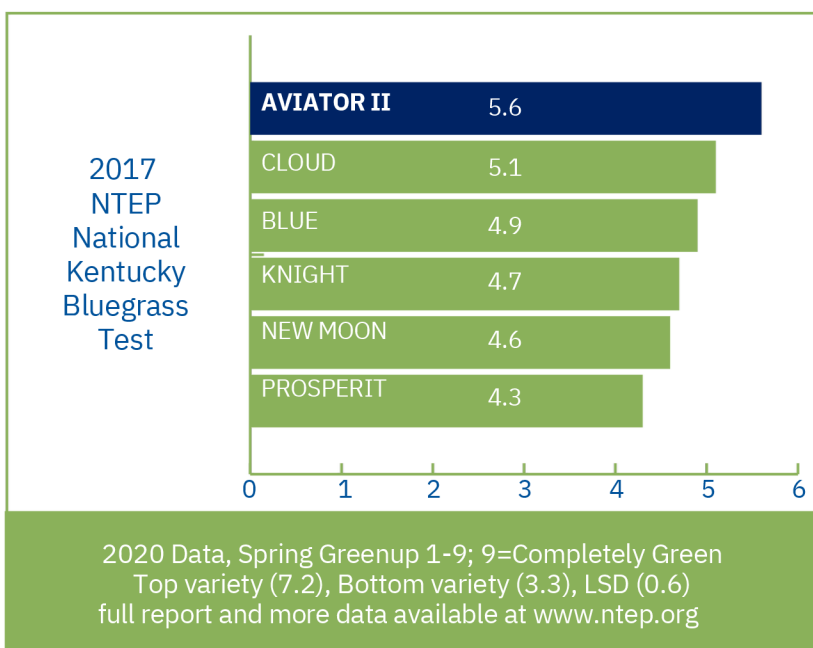
- Quick Establishment
- Excellent Seedling Vigor
- Early Spring Greenup
- Dark Green Color
- Good Density During the Growing Season

APPLICATIONS:

- Residential Lawns
- Commercial Properties
- Sod Farms
- Golf Courses
- Sports Fields

SEEDING RATES:

- New Establishment:
3-4 LBS/1000 sq. ft.
- Overseeding:
1-2 LBS/1000 sq. ft.
- Estimated Seeds per Pound:
1,100,000



187405 S. Plymouth Ind. Rd.
PO Box 66
Plymouth, WA 99346
Phone: 509.783.4052
Fax: 509.783.4056
www.columbiariverseed.com